


How to...

Import PDFs on AVer's interactive flat panel from the Cloud to the Whiteboard

1

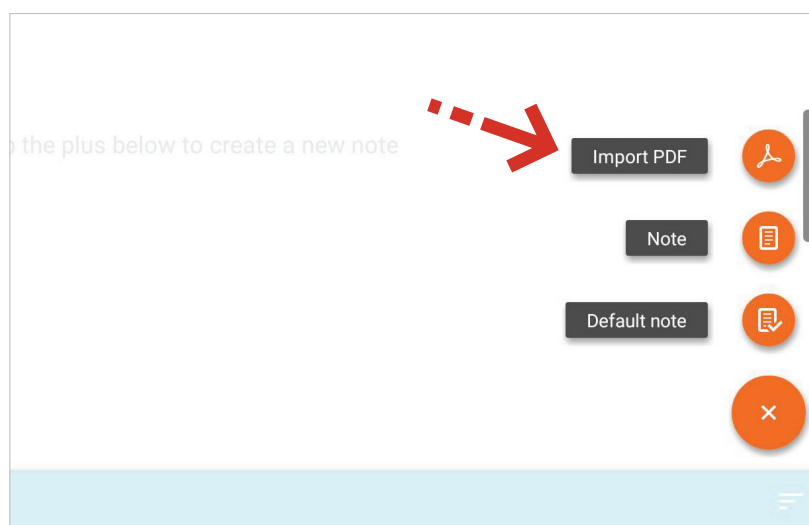
Open the **Whiteboard** app.

2

Press the  button in the bottom right corner.

3

Select **Import PDF**.



4

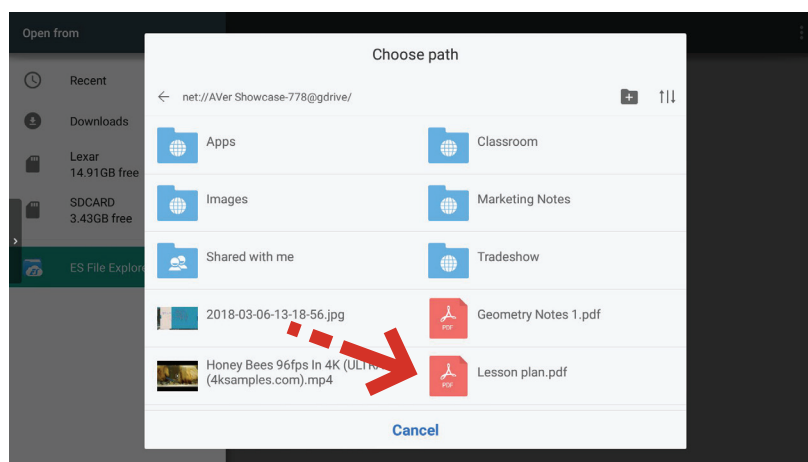
Select **ES File Explorer** to import PDFs from cloud storage.

5

Press the back arrow to go to the directory.

6

Choose the correct Cloud account. Select the desired PDF to import into AVer's Whiteboard.



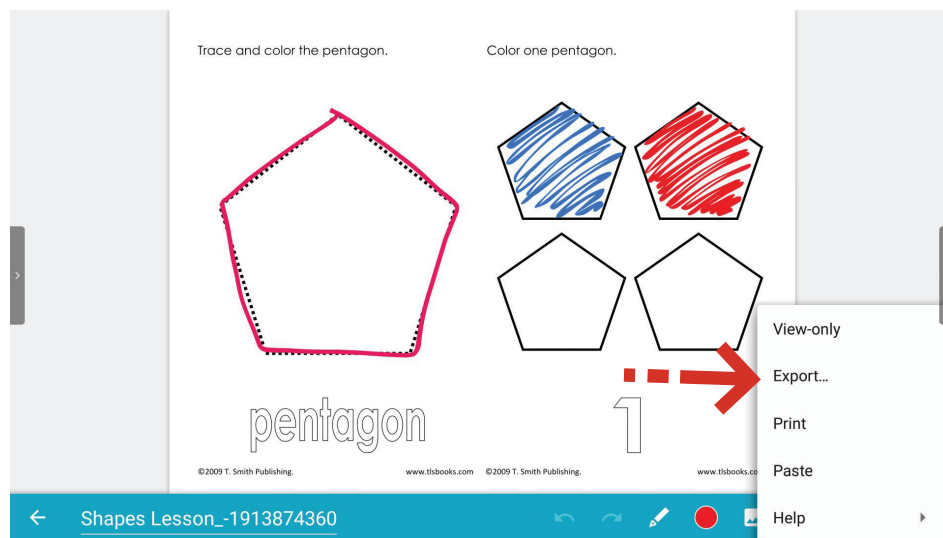
Export PDFs on AVer's interactive flat panel from the Cloud to the Whiteboard (1 of 2)

1

Press the 3 dots in the bottom corner.

2

Select **Export** from the drop down.

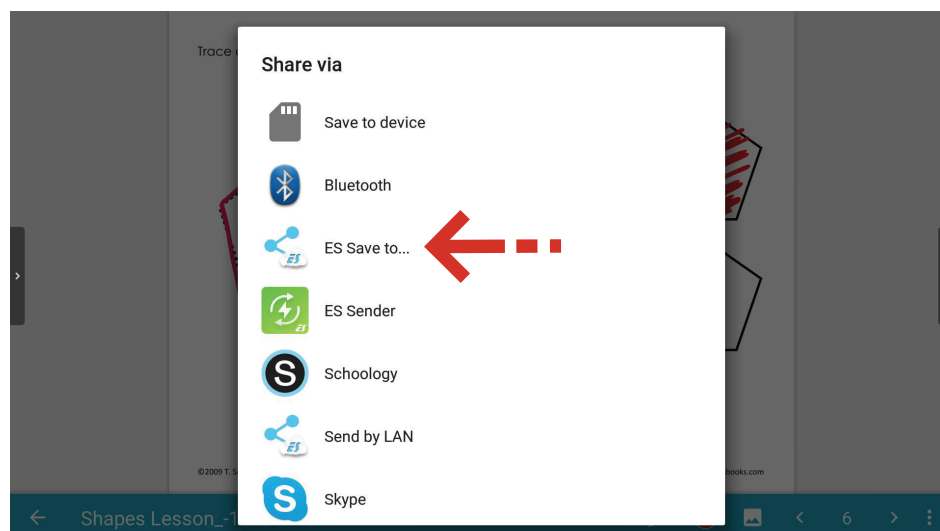


3

Press **Share**.

4

Select **ES Save to...**



Export PDFs on AVer's interactive flat panel from the Cloud to the Whiteboard (2 of 2)

5

Press the back arrow to go to the directory.

6

Choose the correct Cloud account.

7

Select the desired folder in the Cloud drive.

